








UC SANTA BARBARA Environmental Health & Safety Design, Facilities & Safety Services		Procedure No.: SS-JIG-S
		Authorized By: JOHN M. SEAMAN Contact No.: (805)893-5288
Issue Date:	Review Date: 10/01/21	Page Number: 1 of 1

**WARNING!**

**Do not use this machine unless an instructor or shop supervisor has instructed you in the safe use and operation and has authorized you to operate this equipment!**

Equipment/Machine:	JIGSAW
Make/Model Number:	
Description of Work:	Using a jigsaw.
<b>Potential Hazards:</b> Exposed moving parts and electrical hazard with the potential to cause harm through entanglement, exposure to dust, projectiles and sharp objects.	

Personal Protective Equipment (PPE) Required <i>(Check the box for required PPE)</i>						
						
Gloves	Face Masks	Eye Protection	Hearing Protection	Safety Footwear	Protective Clothing	Welding Mask
<input type="checkbox"/>	<input type="checkbox"/>	<input checked="" type="checkbox"/>	<input type="checkbox"/>	<input checked="" type="checkbox"/>	<input checked="" type="checkbox"/>	<input type="checkbox"/>

Safe Work Procedure Checklist:
<p><b>1. PRE-Operation:</b></p> <ul style="list-style-type: none"> <li>Task (e.g. Drawings, instructions, specifications etc) is clearly understood.</li> <li>Make sure guarding is in place (if applicable).</li> <li>Make sure the appropriate blade is being used for the task.</li> <li>Identify ON/OFF switch.</li> </ul> <p><b>2. Operation:</b></p> <ul style="list-style-type: none"> <li>Check that saw runs 'true' and does not wobble.</li> <li>Check that the cord is always well away from the blade.</li> <li>Keep hands clear of work piece and away from blade.</li> </ul> <p><b>POST-Operation:</b></p> <ul style="list-style-type: none"> <li>Switch off jigsaw before removing waste material from the table.</li> <li>Make sure good housekeeping practices are in place to minimize dust build-up.</li> </ul>