








UC SANTA BARBARA Environmental Health & Safety Design, Facilities & Safety Services		Procedure No.: SS-SCRL-S
		Authorized By: JOHN M. SEAMAN Contact No.: (805)893-5288
Issue Date:	Review Date: 10/01/21	Page Number: 1 of 1

WARNING!

Do not use this machine unless an instructor or shop supervisor has instructed you in the safe use and operation and has authorized you to operate this equipment!

Equipment/Machine:	SCROLLING SAW
Make/Model Number:	
Description of Work:	Using a scrolling saw.
Potential Hazards: Exposed moving parts and electrical hazard with the potential to cause harm through entanglement, exposure to dust, projectiles and sharp objects.	

Personal Protective Equipment (PPE) Required <i>(Check the box for required PPE)</i>						
						
Gloves	Face Masks	Eye Protection	Hearing Protection	Safety Footwear	Protective Clothing	Welding Mask
<input type="checkbox"/>	<input type="checkbox"/>	<input checked="" type="checkbox"/>	<input checked="" type="checkbox"/>	<input checked="" type="checkbox"/>	<input checked="" type="checkbox"/>	<input type="checkbox"/>

Safe Work Procedure Checklist:
<p>1. PRE-Operation:</p> <ul style="list-style-type: none"> Task (e.g. Drawings, instructions, specifications etc) is clearly understood. Blade is securely in place. Identify ON/OFF switch and emergency stop button (if applicable). <p>2. Operation:</p> <ul style="list-style-type: none"> Make sure blade is moving correctly. Keep hands clear of work piece and away from blade. Never leave machine running unattended. <p>POST-Operation:</p> <ul style="list-style-type: none"> Switch off saw followed by removing waste material from the table. Make sure good housekeeping practices are in place to minimize dust build-up.